

Differential Sub, Non Ported

TC-080-2375-000

TC-080-2875-000

TC-080-3500-000

MAN-TC-080 (R09)

OWEN OIL TOOLS

5405 Blindman Crescent
Red Deer County
Alberta Canada T4S 2B3
Phone: 1-403-340-1017
Fax: 1-403-340-1415
Toll Free: 1-888-345-1017

12001 Cr 1000
Godley, Texas, 76044, USA
Phone: +1 (817) 551-0540
Fax: +1 (817) 551-1674
www.corelab.com/owen

Warning: use of owen equipment contrary to manufacturer's specifications or operating instructions may result in property damage, serious injury or fatality. If you are not trained in the handling and use of explosive devices, do not attempt to use or assemble any owen perforating systems or owen firing devices.

This technology is regulated by and, if exported, was exported from the united states in accordance with the export administration regulations (EAR). Diversion contrary to U.S. Law is prohibited. Export and/or re-export of this technology may require issuance of a license by the bureau of industry and security (BIS), U.S. Department of Commerce. Consult the BIS, the EAR, and/or Owen Compliance Services, Inc. To determine licensing requirements for export or re-export of this technology.

This document contains confidential information of Owen Oil Tools LP (Owen) and is furnished to the customer for information purposes only. This document must not be reproduced in any way whatsoever, in part or in whole, or distributed outside the customer organization, without first obtaining the express written authorization of owen. This document is the property of owen and returnable upon request of Owen.

TECHNICAL INFORMATION:



The Differential Sub is a tool which may be run in a TCP string to maintain a high differential pressure in favour of the annulus (underbalance), while keeping fluid from entering the tubing prior to gun detonation. This tool features a convex ceramic dome which can withstand high differential pressures imposed by fluid in the tubing-casing annulus.

A Drop Bar is released from surface to strike the Mechanical (Percussion) Firing Head. It also impacts the Differential Sub causing the ceramic dome to shatter. The instant the dome fragments, a passage is created for reservoir fluids to surge into the dry tubing after the guns fire. Since the formation is under pressure and the tubing is essentially dry, the fluid rushes into the tubing and cleans the perforation tunnels. This fluid cleaning action is the basis of underbalanced perforating.

The Non-Ported Differential Sub may be run either above or below the packer in combination with perforated joints or nipples. A Differential Plug with 2 opposing ceramic domes is also available. The Differential Plug is designed to withstand maximum pressure from above or below the ceramic domes and can be used for overbalanced or underbalanced perforating

ADVANTAGES:

- The unique convex ceramic dome allows the tool to withstand a high differential pressure in favour of the annulus, which permits good cleaning action in the perforation tunnels
- High strength and more consistent properties of ceramic allow a thinner cross-section of the dome, ensuring better shattering properties than glass

NOTE: When being used as a Pressure Barrier in Snubbing applications, Owen Oil Tools recommends a procedure is in place in the unlikely event the ceramic dome in this tool is compromised.

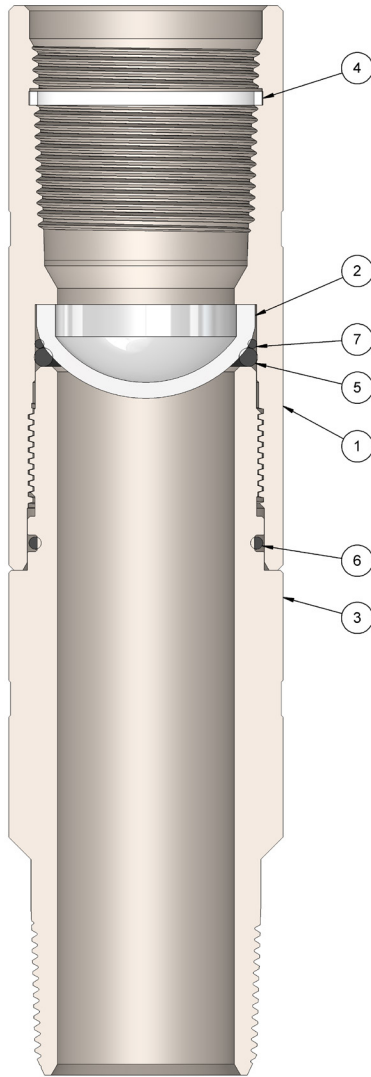
SPECIFICATIONS:

	2-3/8 IN (60.3 MM)		2-7/8 IN (73.0 MM)		3-1/2 IN (88.9 MM)	
Maximum OD	3.093 in	78.6 mm	3.699 in	94.0 mm	4.531 in	115.1 mm
Minimum ID	1.995 in	50.6 mm	2.441 in	62.0 mm	3.070 in	78.0 mm
Overall Length	12.4 in	315 mm	13.0 in	330 mm	13.9 in	353 mm
Max Pressure ²	10,000 psi (68.9 Mpa)					
Max Temperature ¹	250°F (121°C)					
Tensile	135,000 lb	60 048 daN	198,000 lb	88 070 daN	208,800 lb	92 878 daN
Connection	2-3/8 in (60.3 mm) EUE		2-7/8 in (73.0 mm) EUE		3-1/2 in (88.9 mm) EUE	
Product: Non-Ported	TC-080-2375-000		TC-080-2875-000		TC-080-3500-000	
Redress Kit	TC-080-2375-099		TC-080-2875-099		TC-080-3500-099	

¹The maximum temperature can be increased to 450° (230°C) by substituting the 90 durometer Nitrile O-Rings with 90 durometer Viton O-Rings. Refer to the Time vs Temperature chart for Explosives to confirm any explosives requirements.

²The maximum pressure from above is 1,000 psi differential.

TECHNICAL INFORMATION:



ITEM	PART NUMBER	QTY	DESCRIPTION
--	TC-080-2375-000	--	Differential Sub Non-Ported 2-3/8" EU
1	TC-081-0001-000	1	Top Sub 2-3/8" EU
2	TC-081-0002-000	1	Ceramic Dome 2-3/8" Tool
3	TC-080-0000-000	1	Bottom Sub Non-Ported 2-3/8" EU
4	MI-305-2375-000	1	2-3/8" EU Thread API Seal Ring
5	OOO-N569-330	1	O-Ring, 90 Durometer Nitrile
6	OOO-N569-229	1	O-Ring, 90 Durometer Nitrile
7	OOO-N569-141	1	O-Ring, 90 Durometer Nitrile
--	MAN-TC-080	--	Assembly Manual
--	TC-080-2375-099	--	Redress Kit Differential Sub 2-3/8" EU

ITEM	PART NUMBER	QTY	DESCRIPTION
--	TC-080-2875-000	--	Differential Sub Non-Ported 2-7/8" EU
1	TC-081-0004-000	1	Top Sub 2-7/8" EU
2	TC-081-0005-000	1	Ceramic Dome 2-7/8" Tool
3	TC-080-0001-000	1	Bottom Sub Non-Ported 2-7/8" EU
4	MI-305-2875-000	1	2-7/8" EU Thread API Seal Ring
5	OOO-N569-334	1	O-Ring, 90 Durometer Nitrile
6	OOO-N569-234	1	O-Ring, 90 Durometer Nitrile
7	OOO-N569-232	1	O-Ring, 90 Durometer Nitrile
--	MAN-TC-080	--	Assembly Manual
--	TC-080-2875-099	--	Redress Kit Differential Sub 2-7/8" EU

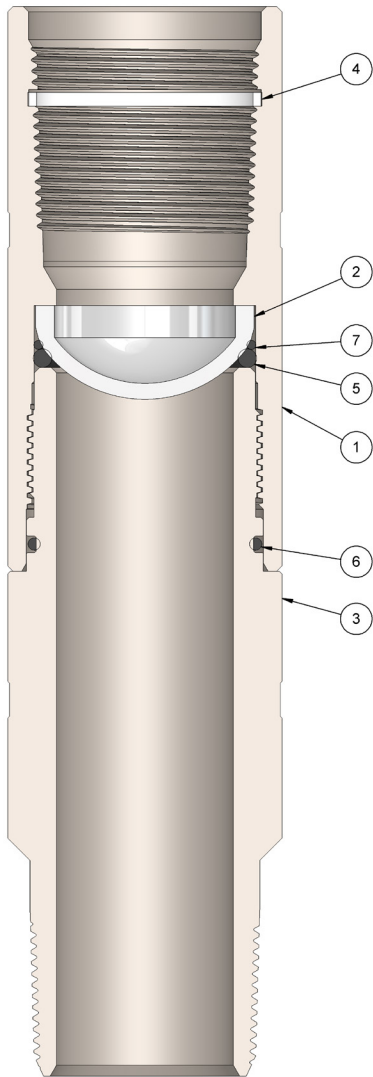
ITEM	PART NUMBER	QTY	DESCRIPTION
--	TC-080-3500-000	--	Differential Sub Non-Ported 3-1/2" EU
1	TC-081-0006-000	1	Top Sub 3-1/2" EU
2	TC-081-0008-000	1	Ceramic Dome 3-1/2" Tool
3	TC-080-0002-000	1	Bottom Sub Non-Ported 3-1/2" EU
4	MI-305-3500-000	1	Seal RING 3-1/2" EU
5	OOO-N569-339	1	O-Ring, 90 Durometer Nitrile
6	OOO-N569-240	1	O-Ring, 90 Durometer Nitrile
7	OOO-N569-237	1	O-Ring, 90 Durometer Nitrile
--	MAN-TC-080	--	Assembly Manual
--	TC-080-3500-099	--	Redress Kit Differential Sub 3-1/2" EU

ITEM	PART NUMBER	QTY	DESCRIPTION
--	TC-080-2375-099	--	Redress Kit Differential Sub 2-3/8" EU
2	TC-081-0002-000	1	Ceramic Dome 2-3/8" Tool
4	MI-305-2375-000	1	2-3/8" EU Thread API Seal Ring
5	OOO-N569-330	1	O-Ring, 90 Durometer Nitrile
6	OOO-N569-229	1	O-Ring, 90 Durometer Nitrile
7	OOO-N569-141	1	O-Ring, 90 Durometer Nitrile

ITEM	PART NUMBER	QTY	DESCRIPTION
--	TC-080-2875-099	--	Redress Kit Differential Sub 2-7/8" EU
2	TC-081-0005-000	1	Ceramic Dome 2-7/8" Tool
4	MI-305-2875-000	1	2-7/8" EU Thread API Seal Ring
5	OOO-N569-334	1	O-Ring, 90 Durometer Nitrile
6	OOO-N569-234	1	O-Ring, 90 Durometer Nitrile
7	OOO-N569-232	1	O-Ring, 90 Durometer Nitrile

ITEM	PART NUMBER	QTY	DESCRIPTION
--	TC-080-3500-099	--	Redress Kit Differential Sub 3-1/2" EU
2	TC-081-0008-000	1	Ceramic Dome 3 1/2" Tool
4	MI-305-3500-000	1	Thread Seal RING 3-1/2" EU
5	OOO-N569-339	1	O-Ring, 90 Durometer Nitrile
6	OOO-N569-240	1	O-Ring, 90 Durometer Nitrile
7	OOO-N569-237	1	O-Ring, 90 Durometer Nitrile

TECHNICAL INFORMATION:



ITEM	PART NUMBER	QTY	DESCRIPTION
--	TC-080-2875-080	--	Differential Sub, Non-Ported, 2-7/8" EU (L80)
1	TC-081-0004-080	1	Top Sub, 2-7/8" EU (L80)
2	TC-081-0005-000	1	Ceramic Dome, 2-7/8" Tool
3	TC-080-0001-080	1	Bottom Sub, Non-Ported, 2-7/8" EU (L80)
4	MI-305-2875-000	1	2-7/8" EU Thread API Seal Ring
5	OOO-V569-334	1	O-Ring, 90 Durometer Viton
6	OOO-V569-234	1	O-Ring, 90 Durometer Viton
7	OOO-V569-232	1	O-Ring, 90 Durometer Viton
--	MAN-TC-080	--	Assembly Manual
--	TC-080-2875-098	--	Redress Kit, Viton, 2-7/8" Tool

ITEM	PART NUMBER	QTY	DESCRIPTION
--	TC-080-3500-080	--	Differential Sub, Non-Ported, 3-1/2" EU (L80)
1	TC-081-0006-080	1	Top Sub, 3-1/2" EU
2	TC-081-0008-000	1	Ceramic Dome, 3-1/2" Tool
3	TC-080-0002-080	1	Bottom Sub, Non-Ported, 3-1/2" EU
4	MI-305-3500-000	1	3-1/2" EU Thread API Seal Ring
5	OOO-V569-339	1	O-Ring, 90 Durometer Viton
6	OOO-V569-240	1	O-Ring, 90 Durometer Viton
7	OOO-V569-237	1	O-Ring, 90 Durometer Viton
--	MAN-TC-080	--	Assembly Manual
--	TC-080-3500-098	--	Redress Kit, Viton, 3-1/2" Tool

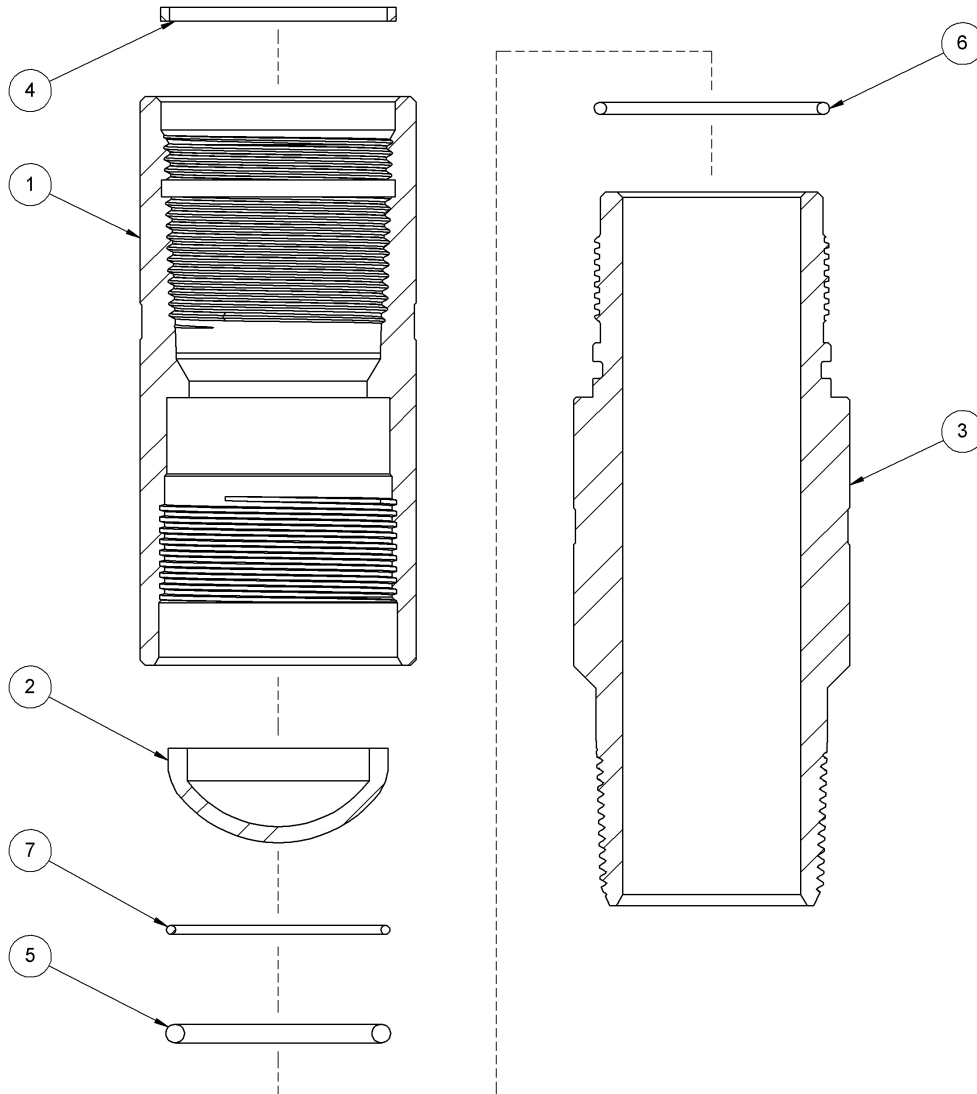
ITEM	PART NUMBER	QTY	DESCRIPTION
--	TC-080-2375-098	--	"Redress Kit, Viton, Non-Ported Differential Sub, 2-3/8" EU"
3	TC-081-0002-000	1	Ceramic Dome, 2-3/8" Tool
4	MI-305-2375-000	1	2-3/8" EU Thread API Seal Ring
5	OOO-V569-330	1	O-Ring, 90 Durometer Viton
6	OOO-V569-229	1	O-Ring, 90 Durometer Viton
7	OOO-V569-141	1	O-Ring, 90 Durometer Viton

ITEM	PART NUMBER	QTY	DESCRIPTION
--	TC-080-2875-098	--	"Redress Kit, Viton, Non-Ported Differential Sub, 2-7/8" EU"
3	TC-081-0005-000	1	Ceramic Dome, 2-7/8" Tool
4	MI-305-2875-000	1	2-7/8" EU Thread API Seal Ring
5	OOO-V569-334	1	O-Ring, 90 Durometer Viton
6	OOO-V569-234	1	O-Ring, 90 Durometer Viton
7	OOO-V569-232	1	O-Ring, 90 Durometer Viton

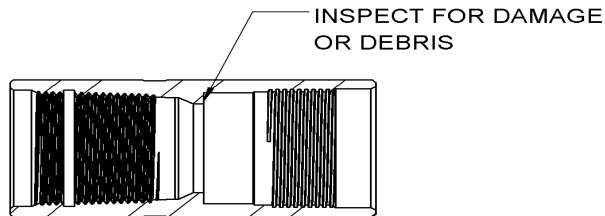
ITEM	PART NUMBER	QTY	DESCRIPTION
--	TC-080-2375-080	--	Differential Sub, Non-Ported, 2-3/8" EU (L80)
1	TC-081-0001-080	1	Top Sub, 2-3/8" EU (L80)
2	TC-081-0002-000	1	Ceramic Dome, 2-3/8" Tool
3	TC-080-0000-080	1	Bottom Sub, Non-Ported, 2-3/8" EU (L80)
4	MI-305-2375-000	1	2-3/8" EU Thread API Seal Ring
5	OOO-V569-330	1	O-Ring, 90 Durometer Viton
6	OOO-V569-229	1	O-Ring, 90 Durometer Viton
7	OOO-V569-141	1	O-Ring, 90 Durometer Viton
--	MAN-TC-080	--	Assembly Manual
--	TC-080-2375-098	--	Redress Kit, Viton, 2-3/8" Tool

ITEM	PART NUMBER	QTY	DESCRIPTION
--	TC-080-3500-098	--	"Redress Kit, Viton, Non-Ported Differential Sub, 3-1/2" EU"
3	TC-081-0008-000	1	Ceramic Dome, 3-1/2" Tool
4	MI-305-3500-000	1	3-1/2" EU Thread API Seal Ring
5	OOO-V569-339	1	O-Ring, 90 Durometer Viton
6	OOO-V569-240	1	O-Ring, 90 Durometer Viton
7	OOO-V569-237	1	O-Ring, 90 Durometer Viton

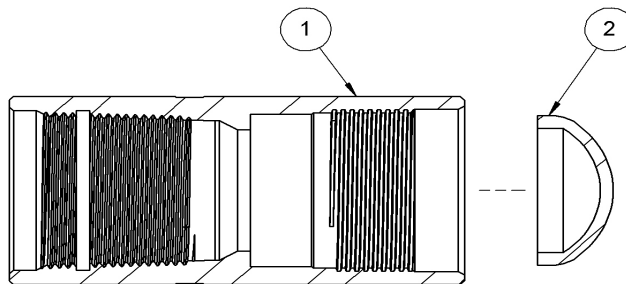
Assembly



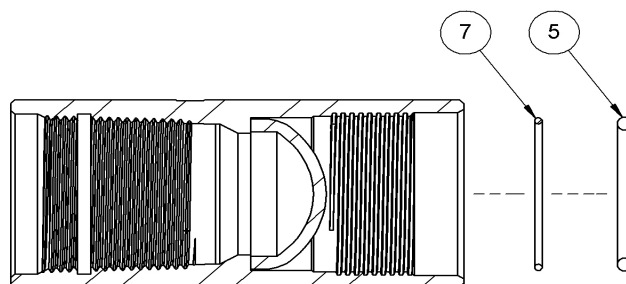
1. Inspect the top sub (Item 1) for any debris or damage on the inner shoulder where the ceramic dome will be seated.



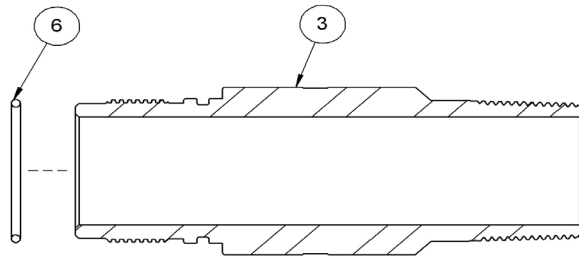
2. Ensure the ceramic dome (Item 2) is free from debris and cracks and carefully place it onto the shoulder in the top sub (Item 1). The convex side of the dome should be facing outward.



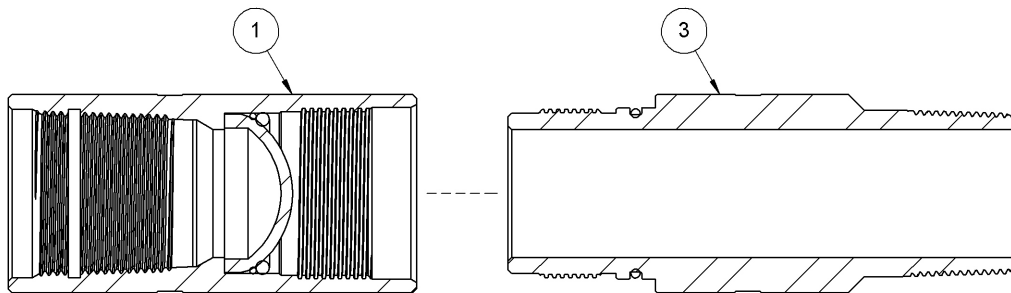
3. Lightly grease the O-Rings (Item 5 and 7). Place the O-Ring (Item 7) on the ceramic dome followed by O-Ring (Item 5).



4. Lightly grease the O-Ring (Item 6) and install on the bottom sub (Item 3).



5. Thread the top sub (Item 1) onto the bottom sub (Item 3) to hold the ceramic dome in place.



6. Install the seal ring (Item 4) into the EU threads of the top sub (Item 1).

