


**TECHNICAL INFORMATION:**

**PAT-2375-001, 2.375 INCH 4.6-4.7 PPF.**



CASING O.D. (in)	2.375
CASING WT. (lb/ft)	4.7
CASING I.D. (in)	1.995
PATCH MAX. RUNNING O.D. (in)	1.812
PATCH I.D. AFTER SETTING (in)	1.437
PATCH DRIFT I.D. (in)	1.312
BURST HYDRAULIC RATING (psi)	6580
COLLAPSE HYDRAULIC RATING (psi)	6740

QTY.	DESCRIPTION	PART NO.	MATERIAL
	X-SPAN SYSTEM	PAT-2375-001	NOTED
2	BOX ELEMENT	PAT-2375-021	1018 / 1026
1	TANDEM PIN SUB	PAT-2375-022	4130 CDSR
1	TOP SWAGE	PAT-2375-024	4130 / 4140 / 4142
1	BOTTOM SWAGE	PAT-2375-025	4130 / 4140 / 4142
2	O-RING	OOO-V569-029	VITON
2	O-RING	OOO-V569-030	VITON
1	27K SHEAR RING	PAT-2875-048	4130 / 4140
1	10 FT. SECTION	PAT-2375-027	1018 / 1026
	5 FT. SECTION	PAT-2375-028	1018 / 1026

**PRODUCT OFFERINGS:**

The Owen X-SPAN® System is an economical, proven, durable and dependable sealing system for the isolation of perforations, splits, corrosion or leaks in all types of tubulars and conditions. This system can utilize a multitude of deployment methods in all types of well bores. The large bore assures easy passage of service tools including bridge plugs, drop balls, seal bore assemblies, logging tools and perforating systems. The minimal surface equipment required for deploying the patch and rig less intervention results in significant savings for the operator.

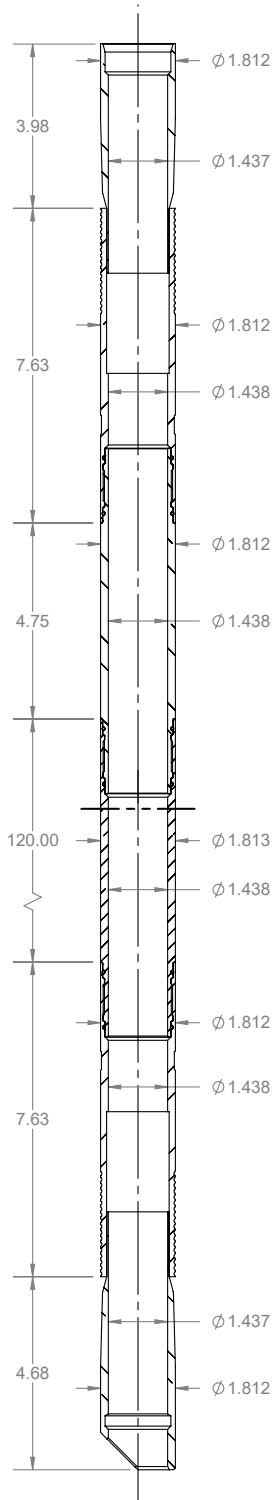
**BENEFITS/CAPABILITIES:**

The X-SPAN® System Offers:

- A proven, durable and dependable seal
- Deployment on electric wireline, tubing, drill pipe or coil tubing in vertical, deviated or horizontal or geothermal well bores
- An economical and reliable solution for a broad range of applications
- A large bore for easy passage of service tools
- Minimal surface equipment required for deployment

**TECHNICAL INFORMATION:**

**PAT-2375-001, 2.375 INCH 4.6-4.7 PPF.**



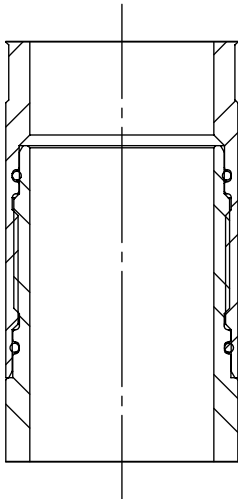
CASING O.D. (in)	2.375
CASING WT. (lb/ft)	4.7
CASING I.D. (in)	1.995
PATCH MAX. RUNNING O.D. (in)	1.812
PATCH I.D. AFTER SETTING (in)	1.437
PATCH DRIFT I.D. (in)	1.312
BURST HYDRAULIC RATING (psi)	6580
COLLAPSE HYDRAULIC RATING (psi)	6740

QTY.	DESCRIPTION	PART NO.	MATERIAL
2	BOX ELEMENT	PAT-2375-021	1018 / 1026
1	TANDEM PIN SUB	PAT-2375-022	4130 CDSR
1	TOP SWAGE	PAT-2375-024	4130 / 4140 / 4142
1	BOTTOM SWAGE	PAT-2375-025	4130 / 4140 / 4142
N+1	O-RING	OOO-V569-029	VITON
N+1	O-RING	OOO-V569-030	VITON
1	27K SHEAR RING	PAT-2875-048	4130 / 4140
N	10 FT. SECTION	PAT-2375-027	1018 / 1026
1	ADAPTER	SET-1687-119	4140
1	SLEEVE NUT	SET-1687-120	4130 / 4140 / 4142
1	SLEEVE LOCK NUT	SET-1687-121	4130 / 4140 / 4142
1	SETTING SLEEVE	SET-1687-122	4130 / 4140 / 4142
1	QUICK CHANGE ROD	SET-2125-130	4340
1	QUICK CHANGE NUT	SET-2125-131	4340
1	TOP ADAPTER ROD	SET-2125-132	4130 / 4140 / 4142
N+1	ROD TANDEM CONNECTOR	SET-2125-133	4130 / 4140 / 4142
N	10 FT. ROD	SET-2125-134	4130 / 4140 / 4142
OPT	5 FT. ROD	SET-2125-135	4130 / 4140 / 4142
1	BOTTOM ROD	SET-2125-136	4130 / 4140 / 4142
1	COLLET	SET-1687-130	4130 / 4140 / 4142
1	COLLET SUPPORT	SET-1687-140	4130 / 4140 / 4142

MINIMUM EQUIPMENT REQUIRED FOR 10 FT. SYSTEM

**EXTENSION SPECIFICATIONS:**

**PAT-2375-001, 2.375 INCH 4.6-4.7 PPF.**



PART NUMBER	LENGTH (INCHES)	OAL (INCHES)	WEIGHT (LBS.)	MATERIAL
PAT-2375-027	120	121.81	32.6	1018 / 1026
PAT-2375-028	60	61.81	16.3	1018 / 1026

PATCH TENSILE RATING	9,000 LBF
----------------------	-----------

**SYSTEM WEIGHTS:**

SYSTEM WEIGHTS	WEIGHT (LBS.)
PAT-2375-001	7.2
10 FT PATCH RUNNING WEIGHT	120.6
EA. ADDITIONAL 10 FT. LGTH ADD	60.8

**SETTING TOOL OPTIONS:**

PYROTECHNIC			WEIGHT (LBS)
SET-1687-100	1-11/16 MSST		40
	POWER CHARGE	JEC-5332-024	
		OPC-1687-000-MS	
	IGNITER	DET-5306-074	
		DET-5306-008	